

# Reading Connection

Working Together for Learning Success

May 2017

Asheboro City Schools  
Title I Program

## Book Picks

### ■ *The Brilliant World of Tom Gates* (Liz Pichon)

When Tom's not annoying his classmates, playing tricks on his sister, or scheming to get tickets to see his favorite band, he's writing in his diary. This first book in the Tom Gates series invites readers to chuckle at Tom's hilarious mishaps. (Also available in Spanish.)



### ■ *Awesome Adventures at the Smithsonian* (Emily B. Korrell)

This nonfiction book lets your youngster explore the world's largest museum system, the Smithsonian Institution in Washington, DC. The museums contain more than 154 million artifacts, including the Hope diamond and the Apollo lunar landing module. Created by a former teacher, the guide is packed with facts, photos, and activities.



tain more than 154 million artifacts, including the Hope diamond and the Apollo lunar landing module. Created by a former teacher, the guide is packed with facts, photos, and activities.


Created by a former teacher, the guide is packed with facts, photos, and activities.

### ■ *Fuzzy Mud* (Louis Sachar)

In the woods, throwing weird-looking mud seemed like a good way for Tamaya and Marshall to deal with the class bully. But now Tamaya has a bad rash, and the bully hasn't returned to school. Is the mysterious mud at the heart of an environmental disaster?


### ■ *Eat Your Greens, Reds, Yellows, and Purples* (DK)

Encourage your youngster to eat a rainbow of foods with this kid-friendly vegetarian cookbook. Step-by-step photographs make it easy for young chefs to follow along. Plus, color-coded sections contain nutrition facts about the ingredients.



## Read, sing, explore

Children who read during summer break are more likely to maintain and even improve their reading skills. Here are ways your youngster can fit in reading while spending time outdoors, enjoying music, or pursuing an interest.



### Read on location

Suggest that wherever he goes, your child carry books related to his destination. At the beach or pool, he might read a novel set on a tropical island or a nonfiction book about ocean life. While camping, he could read a story about a mountain climber or a book on outdoor survival. He'll naturally make real-life connections to details in his books.

### Collect song lyrics

Have your youngster print out lyrics to favorite songs and put them in a binder.

He can use the printouts to sing along with the radio or his playlist. Let him practice making inferences—can he “read between the lines” to figure out what the songwriter meant?

### Follow interests

Your child's interests can inspire him to read. If he enjoyed a science unit on rocks and minerals, he might collect rocks and look them up in a field guide. Or maybe he loves animals. He could get a brochure of training tips from the vet and teach commands to your dog. 🐕

## Roll-and-write poetry

With this fun family poetry-writing activity, your child will choose her words carefully!

1. Ask your youngster to pick a topic (say, thunderstorms) for each person to write a poem about.
2. Let your child roll two dice—the number rolled is how many lines each poem should be. (Roll an 8, and the poems will be 8 lines.)
3. For every line, take turns rolling one die to determine the

number of syllables in that line. If you roll 5, 2, and 1, your youngster's first three lines might go:

*Lightning cracks the sky  
And then  
Boom!*


4. Read your poems aloud. It'll be fun to hear how different they are, even though the topic and rhythm are the same! 🎤



## Word games with a splash

Can your child spell swimsuit? Have everyone put theirs on, and beat the heat with these family spelling and vocabulary games.

**Dunk and spell.** Players stand around a bucket of water. Let your youngster dunk a large sponge in the water. She says any letter (perhaps O) and tosses the sponge to another player. That person dunks the sponge, thinks of a word that starts with O, and adds a letter that would begin to spell her word (O, C).



Continue until a word is spelled (*ocean, octopus*). If you finish a word or can't think of a letter to add, you're out. The last player to go starts a new word.


**Downpour.** Anyone who breaks the word chain is in for a soaking. Fill a large plastic cup with water, and name a category (*flowers*). The first player holds the cup and names something that belongs in the category (*tulip*). She passes the cup to the next person, who names a flower that begins with the *last* letter of the previous word (*petunia*). Play until someone is stumped—she must dump the cup over her head! 🚰



## My book of summer

Putting together a summer scrapbook is a fun way for your child to practice writing. Share these ideas for filling the pages:

- Take photos during an activity (say, a cookout). Arrange them in order on a page, and write captions to tell what happened.
- Save ticket stubs, maps, and other memorabilia. Glue them in the scrapbook, and use them to write a story.
- Keep a list of favorite quotations or passages from books he enjoyed.
- Draw a comic strip about a special memory, such as a water park adventure or a visit with cousins.



*Idea:* Suggest that your youngster plan to make a new book each summer. 📖


## Parent 2 Parent

### Start a literature circle

This year in school, my son Seth enjoyed participating in a literature circle. He explained that it's like a book club where every reader has a special job—and he wanted to start one in our neighborhood.

My son and a few friends decided to choose books, meet regularly, and take turns with different roles. Seth was the group's first "director," so his job was to bring discussion questions, such as whether the main character would make a cool friend. Thanks to the group's "word detective," whose job was to look up unfamiliar words, the children decided the character's *deviousness* would make them unable to trust him. At the end of their meeting, they passed around books brought by the "recommender" and voted on the one to read next.

Seth is excited about starting the new book. And guess what? I told Seth that he inspired me to start a literature circle with my friends. We're having our first meeting next month! 📖




## Q&A Listening to audiobooks

**Q** I've heard that audiobooks will help my daughter become a better reader. How can I get her interested in them?

**A** It's true! Audiobooks let your child enjoy more complex books than she can read on her own. Plus, when your daughter listens to an audiobook, she hears a good example of *fluent* reading—the narrator reads smoothly and with expression.

Have your youngster download a title or two from your public library's website. She might listen while she does chores or plays in her room, or she could relax with an audiobook before she falls asleep. Or turn on an audiobook for everyone to hear in the car. You'll enjoy a book together, and the story could spark an interesting family discussion. 📖



### OUR PURPOSE

To provide busy parents with practical ways to promote their children's reading, writing, and language skills.

Resources for Educators,  
a division of CCH Incorporated  
128 N. Royal Avenue • Front Royal, VA 22630  
800-394-5052 • rfeustomer@wolterskluwer.com  
www.rfeonline.com  
ISSN 1540-5583